

COMEUP



- Limited Lifetime Warranty for Mechanical Components.
- Limited One (1) Year Warranty for Electrical Components.



ATV/UTV WINCH

COMEUP manufactures a complete line of ATV/UTV (side by side) winches. COMEUP winches are always the best choice for a rider who needs help out of the mud, snow, ice or whatever obstacle stands in the way. COMEUP ATV/UTV winches are designed for endurance and reliability with features like a precision 3-stage planetary gear, center drum design, weather-sealed contactor, mechanical load holding, and easy-to-use handlebar rocker switch design. If you are looking for a powerful ATV/UTV winch to add versatility and dependability to your vehicle, we are confident we have what you want.

UTV WINCH




ATV WINCH



Cub 4 UTV Winch



- Rated Line Pull: **1,814 kg / 4,000 lb**
- Part Number: **PN 123920**



Cub 4s UTV Winch



- Rated Line Pull: **1,814 kg / 4,000 lb**
- Part Number: **PN 129410**



SPECIFICATIONS : (Cub 4/4s)

- **Rated line pull** : 1,814 kg (4,000 lb) single line
- **Motor** : 800 w / 1.0 hp 12V permanent magnet
- **Gear ratio** : 3-stage planetary 191:1
- **Clutch (freespooling)** : Sliding pin and ring gear
- **Brake** : Mechanical & dynamic
- **Winch construction** : Aluminum die cast housings and drum
- **Drum size** : 55 x 119 mm (2.2" x 4.7")
- **Control** : Handlebar rocker switch
- **Rope type** :
 - Cub 4 : Galvanized aircraft A7 x 19
 - Cub 4s : Synthetic rope SK-75
- **Rope size** : 5.5 mm x 15.2 m (7/32" x 50')
- **Mounting bolts pattern** : 76 x 168 mm (3" x 6.6")
- **Winch weight (including rope)** :
 - Cub 4 : 8.9 kg / 19.6 lb
 - Cub 4s : 8 kg / 17.6 lb
- **Gross weight** :
 - Cub 4 : 13.1 kg / 28.9 lb
 - Cub 4s : 12 kg / 26.4 lb
- **Box dimension** : 380 x 362 x 144 mm (15" x 14.3" x 5.7")

▲ New Design Color Box for Cub 4/4s

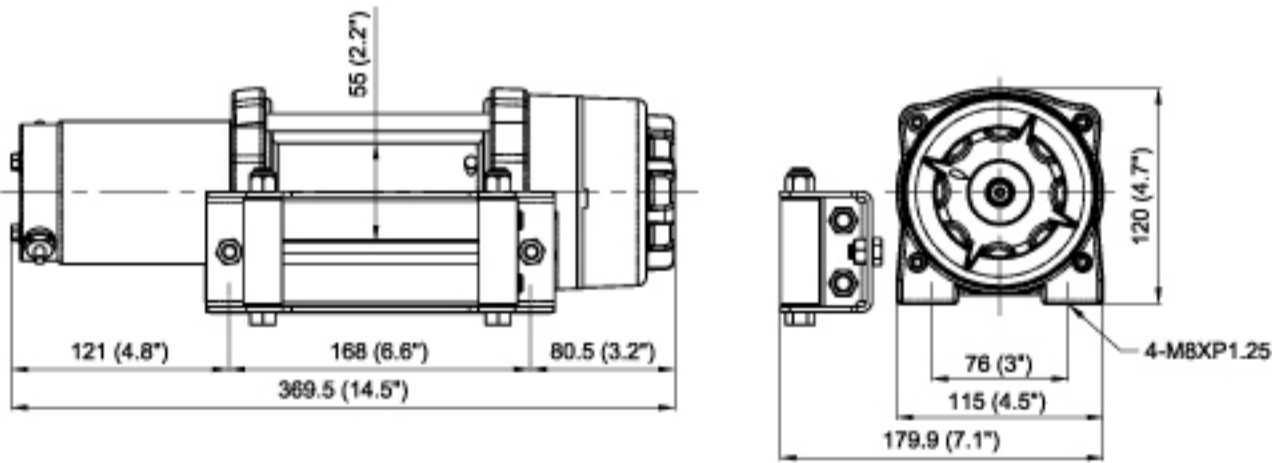


PERFORMANCE DATA (Cub 4/4s)

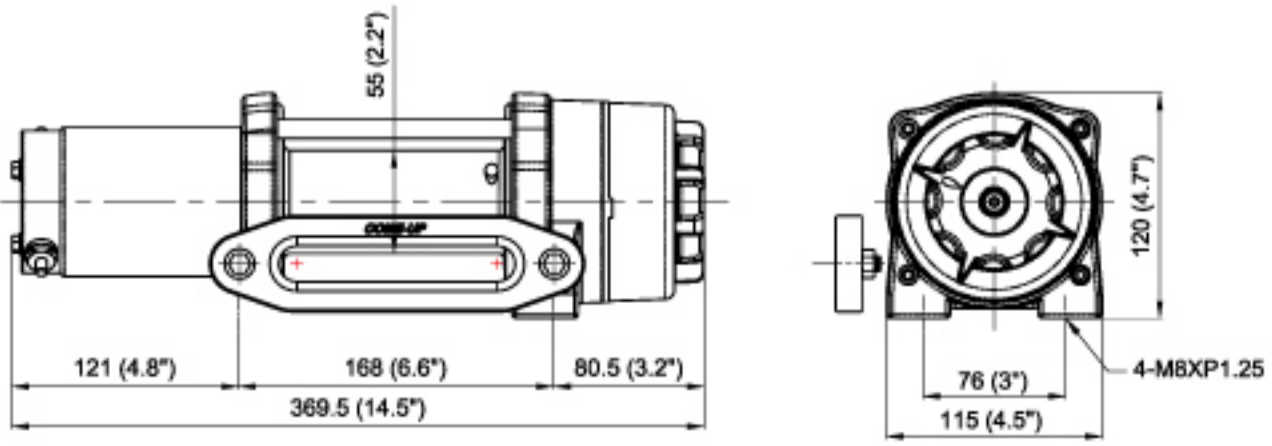
Line Pull and Rope Capacity		
Layer of Rope	Pull by Layer, kg / lb	Total Rope on the Drum, m / ft
1 st	1,814 / 4,000	4 / 13.2
2 nd	1,535 / 3,385	8.8 / 28.8
3 rd	1,331 / 2,933	14.2 / 46.7
4 th	1,174 / 2,588	15.2 / 50

Line Speed and Amp. Draw (1 st layer of rope on the drum)		
Line Pull kg / lb	Line Speed mpm / fpm	Amp. Draw 12V
No Load	6 / 19.7	15
227 / 500	3.9 / 12.8	45
454 / 1,000	3.4 / 11.2	70
680 / 1,500	3.1 / 10.2	90
907 / 2,000	2.9 / 9.5	120
1,134 / 2,500	2.7 / 8.9	150
1,361 / 3,000	2.4 / 7.9	180
1,588 / 3,500	2.2 / 7.2	210
1,814 / 4,000	2 / 6.6	230

DIMENSION mm/in (Cub 4)



DIMENSION mm/in (Cub 4s)



Cub 3 ATV Winch



- Rated Line Pull: **1,361 kg / 3,000 lb**
- Part Number: **PN 123561**



SPECIFICATIONS : (Cub 3/3s)

- Rated line pull : 1,361 kg (3,000 lb) single line
- Motor : 800 w / 1.0 hp 12V permanent magnet
- Gear ratio : 3-stage planetary 138.5:1
- Clutch (freespooling) : Sliding pin and ring gear
- Brake : Mechanical & dynamic
- Winch construction : Aluminum die cast housings and drum
- Drum size : 55 x 75 mm (2.2" x 3")
- Control: Handlebar rocker switch
- Rope type :
 - Cub 3 : Galvanized aircraft A7 x 19
 - Cub 3s : Synthetic rope SK-75
- Rope size : 4.8 mm x 15.2 m (3/16" x 50')
- Mounting bolts pattern : 76 x 124 mm (3" x 4.9")
- Winch weight (including rope) :
 - Cub 3 : 8.2 kg / 18 lb
 - Cub 3s : 7.2 kg / 15.9 lb
- Gross weight :
 - Cub 3 : 12.5 kg / 27.6 lb
 - Cub 3s : 11.5 kg / 25.3 lb
- Box dimension : 349 x 331 x 144 mm (13.7" x 13" x 5.7")


▲ New Design Color Box for Cub 3/3s



Cub 3s ATV Winch



- Rated Line Pull: **1,361 kg / 3,000 lb**
- Part Number: **PN 129300**

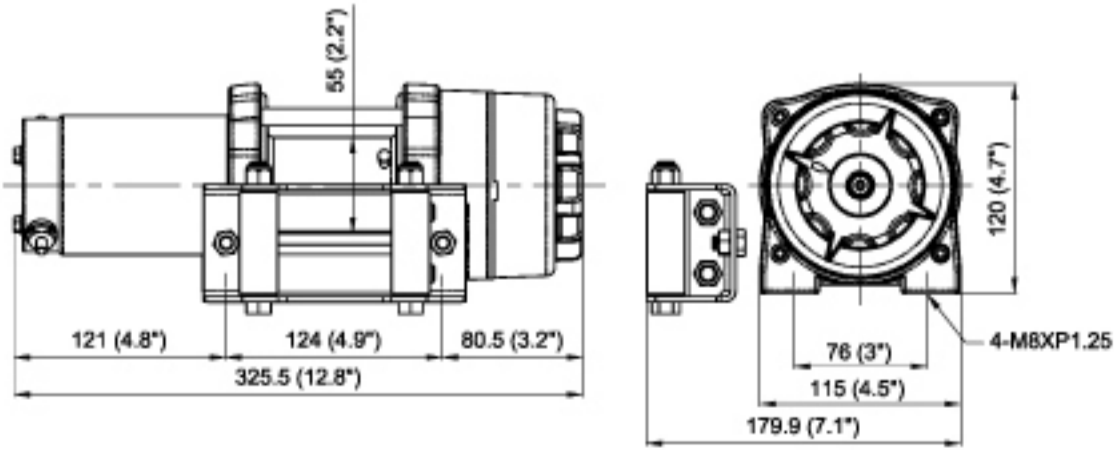


PERFORMANCE DATA (Cub 3/3s)

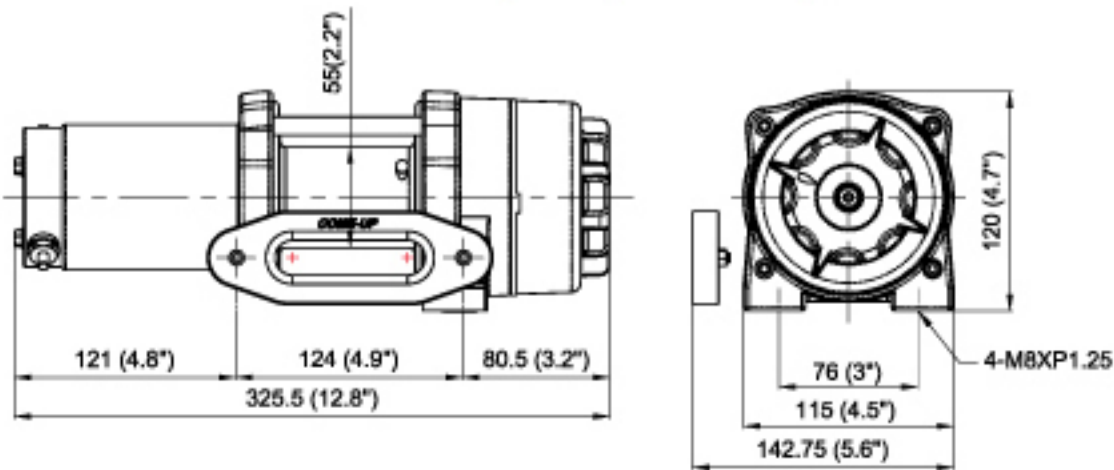
Line Pull and Rope Capacity		
Layer of Rope	Pull by Layer, kg / lb	Total Rope on the Drum, m / ft
1 st	1,361 / 3,000	2.8 / 9.3
2 nd	1,173 / 2,585	6.1 / 20.1
3 rd	1,030 / 2,271	9.9 / 32.5
4 th	918 / 2,025	14.1 / 46.3
5 th	829 / 1,827	15.2 / 50

Line Speed and Amp. Draw (1 st layer of rope on the drum)		
Line Pull kg / lb	Line Speed mpm / fpm	Amp. Draw 12V
No Load	6.8 / 22.2	25
227 / 500	5.7 / 18.7	45
454 / 1,000	4.8 / 15.6	75
680 / 1,500	3.8 / 12.5	105
907 / 2,000	3 / 9.8	140
1,134 / 2,500	2.5 / 8	180
1,361 / 3,000	2 / 6.7	230

DIMENSION mm/in (Cub 3)




DIMENSION mm/in (Cub 3s)



Cub 2 ATV Winch



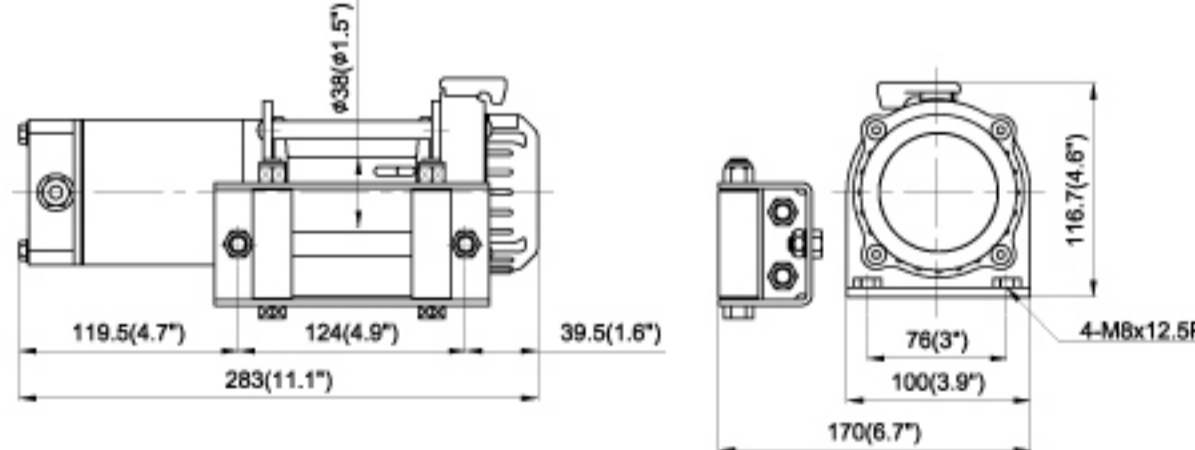
- Rated Line Pull: **907 kg / 2,000 lb**
- Part Number: **PN 122012**



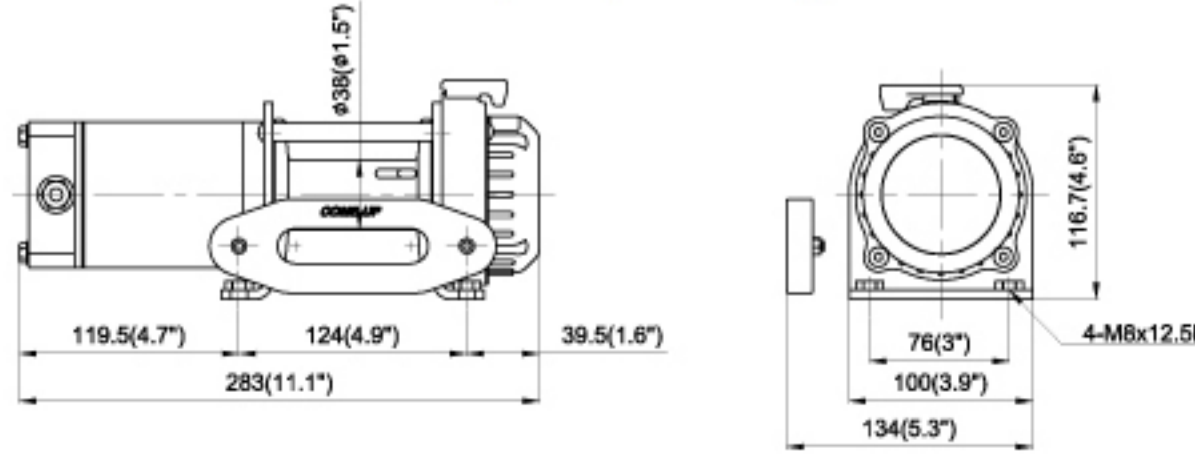
SPECIFICATIONS : (Cub 2/2s)

- Rated line pull : 907 kg (2,000 lb) single line
- Motor : 600 w / 0.8 hp 12V permanent magnet
- Gear ratio : 3-stage planetary 103:1
- Clutch (freespooling) : Cam activated
- Brake : Mechanical & dynamic
- Winch construction : Aluminum die cast drum and strong steel housings
- Drum size : 38 x 75 mm (1.5" x 3")
- Control: Handlebar rocker switch
- Rope type :
 - Cub 2 : Galvanized aircraft A7 x 19
 - Cub 2s : Synthetic rope SK-75
- Rope size : 4 mm x 15.2 m (5/32" x 50')
- Mounting bolts pattern : 76 x 124 mm (3" x 4.9")
- Winch weight (including rope) :
 - Cub 2 : 6.5 kg / 14.3 lb
 - Cub 2s : 6 kg / 13.2 lb
- Gross weight :
 - Cub 2 : 10 kg / 22 lb
 - Cub 2s : 9 kg / 19.8 lb
- Box dimension : 296 x 223 x 140 mm (11.7" x 8.8" x 5.5")

DIMENSION mm/in (Cub 2)



DIMENSION mm/in (Cub 2s)



Cub 2s ATV Winch



- Rated Line Pull: **907 kg / 2,000 lb**
- Part Number: **PN 122112**



PERFORMANCE DATA (Cub 2/2s)

Line Pull and Rope Capacity		
Layer of Rope	Pull by Layer, kg / lb	Total Rope on the Drum, m / ft
1 st	907 / 2,000	2.4 / 7.9
2 nd	762 / 1,680	5.3 / 17.4
3 rd	657 / 1,448	8.6 / 28.2
4 th	577 / 1,272	12.4 / 40.7
5 th	515 / 1,135	15.2 / 50

Line Speed and Amp. Draw (1 st layer of rope on the drum)		
Line Pull kg / lb	Line Speed mpm / fpm	Amp. Draw 12V
No Load	6.1 / 20	20
302 / 666	4.6 / 15.1	50
605 / 1,334	3.1 / 10.2	100
907 / 2,000	2 / 6.6	150

▲ New Design Color Box for Cub 2/2s



Accessories

Wireless Remote Control

PN 881286 2.4 Ghz with 27 m (90') for Cub 2/2s/3/3s/4/4s



Roller Fairlead

PN 880231 65 mm throat for Cub 2/3

PN 880132 109 mm throat for Cub 4



Hawse Fairlead

PN 881071 82 mm throat for Cub 2s/3s

PN 881072 126 mm throat for Cub 4s



Remote Control + Remote Socket

PN 881305 + **PN 880134** for Cub 2/2s/3/3s/4/4s



Contactor w/lead

PN 881385 250A, 12V for Cub 2/2s/3/3s/4/4s



Handlebar Switch Kit

PN 881003 Rocker switch with cord for Cub 2/2s/3/3s/4/4s



Contactor Pack

PN 881037
Detachable contactor pack for Cub 2/2s/3/3s/4/4s



Snatch Block

PN 881080 Max. load 5,000 kg / 11,000 lb for Cub 4/4s

PN 881081 Max. load 2,700 kg / 6,000 lb for Cub 2/2s/3/3s



Wire Rope with Hook

PN 880230 4.8 mm x 15.2 m w/stopper for Cub 3

PN 880257 4 mm x 15.2 m w/stopper for Cub 2

PN 880268 5.5 mm x 15.2 m w/stopper for Cub 4



Synthetic Rope with Hook

PN 881063 SK-75, 4.8 mm x 15.2 m (3/16" x 50') for Cub 3s

PN 881064 SK-75, 5.5 mm x 15.2 m (7/32" x 50') for Cub 4s

PN 881065 SK-75, 4 mm x 15.2 m for Cub 2s



Base Plate Kit

Part Number	Applicable ATV Model
PN 880232	For Cub 2/2s/3/3s winch
PN 880269	For Cub 4/4s winch
PN 881015	Honda 2000-2004 Foreman Rubicon 4x4 (TRX500FA) Honda 2006-2008 Rincon 4x4 (TRX680FA) Honda 2003-2006 Rincon 4x4 (TRX650FA)
PN 881016	Polaris Mid 2004-2006 Sportsman 400 4x4 Polaris 2006-2007 Sportsman 450 4x4 Polaris Mid 2004-2007 Sportsman 500 H.O. 4x4 Polaris Mid 2004-2005 Sportsman 600 Twin 4x4 Polaris Mid 2004-2007 Sportsman 700 Twin 4x4 Polaris 2005-2007 Sportsman 800 Twin EFI 4x4 Polaris 2006-2007 Sportsman X2 500 EFI 4x4
PN 881017	Honda 1995-2003 Foreman (TRX400FW) Honda 1998-2001 Foreman ES (TRX450ES) Honda 2002-2004 Foreman ES (TRX450FE) Honda 1998-2001 Foreman S (TRX450S) Honda 2003-2004 Foreman S (TRX450FM)
PN 881018	Honda 2005-2006 Foreman 2x4 (TRX500TM) Honda 2005-2006 Foreman 4x4 (TRX500FM) Honda 2005-2006 Foreman ES 4x4 (TRX500FE) Honda 2005-2006 Foreman Rubicon 4x4 (TRX500FA) Honda 2005-2006 Foreman Rubicon 4x4 (TRX500FG)
PN 881019	Honda 2004-2008 Foreman 2x4 (TRX500TM) Honda 2007-2008 Foreman 4x4 (TRX500FM) Honda 2007-2007 Foreman ES 4x4 (TRX500FE) Honda 2008-2008 Foreman ES 4x4 (TRX500FPE) Honda 2007-2008 Foreman Rubicon 4x4 (TRX500FA) Honda 2007-2008 Foreman Rubicon 4x4 (TRX500FG)
PN 881020	Honda ATV HONDA 420 Honda Ramsey 2500 vinssille
PN 881021	Bombardier 2009 400 Outlander EFI 4x4 Bombardier 2007 400 Outlander H.O. 4x4 Bombardier 2009 400 Outlander Max EFI 4x4 Bombardier 2008 500 Outlander Max EFI 4x4 Bombardier 2008 500 Outlander Max EFI 4x4 Bombardier 2006 650 Outlander Max HO 4x4 Bombardier 2007 650 Outlander V-Twin HO EFI 4x4 Bombardier 2006 800 Outlander Max 4x4 Bombardier 2007~2008 800 Outlander V-Twin HO EFI 4x4 Bombardier 2009 800R Outlander EFI 4x4 Bombardier 2009 800R Outlander Max EFI 4x4
PN 881022	Yamaha 2002-2005 YFM 660 FP Grizzly 4x4 Yamaha 2006 YFM 660 FP Grizzly 4x4 Yamaha 2007 YFM 660 FP Grizzly 4x4 Yamaha 2008 YFM 660 FP Grizzly 4x4
PN 881023	Yamaha 2009 YFM 550 Grizzly FI Auto 4x4 Yamaha 2009 YFM 550 Grizzly FI Auto 4x4 w/PS Yamaha 2009 YFM 550 Grizzly FI SE Auto 4x4 w/PS Yamaha 2007 YFM 700 Grizzly FI Auto 4x4 Yamaha 2008-2009 YFM 700 Grizzly FI Auto 4x4 Yamaha 2008-2009 YFM 700 Grizzly FI Auto 4x4 w/PS Yamaha 2009 YFM 700 Grizzly FI Auto 4x4 w/PS DU Yamaha 2008-2009 YFM 700 Grizzly FI Auto 4x4 w/PS SE
PN 881024	Suzuki 2008-2009 450 King Quad AXi 4x4 EFI Suzuki 2005-2006 700 King Quad 4x4 Suzuki 2007 700 King Quad 4x4 EFI Suzuki 2008-2009 750 King Quad AXi 4x4 EFI Suzuki 2007 LT King Quad 450 4x4 EFI
PN 881025	Honda 2006 Rincon TRX680FG/GPScape Honda 2003~2005 Rincon 650/GPScape



Transmitter holder for Cub Series



Press here to loose the transmitter from

Transmitter Holder, PN 881861



ATV/UTV Winch Accessories Chart

Model Number	Cub 2	Cub 2s	Cub 3	Cub 3s	Cub 4	Cub 4s
Line Pull	kg lb	907 2,000	907 2,000	1,361 3,000	1,361 3,000	1,814 4,000
Handlebar Switch Kit	●	●	●	●	●	●
Contactor Pack	●	●	●	●	●	●
Wire Rope w/Hook	●	-	●	-	●	-
Synthetic Rope w/Hook	-	●	-	●	-	●
Roller Fairlead	●	-	●	-	●	-
Hawse Fairlead	-	●	-	●	-	●
Handlebar Hardware	●	●	●	●	●	●
Mounting Hardware	●	●	●	●	●	●
Base Plate Kit	◎	◎	◎	◎	◎	◎
Wireless Remote Control	◎	◎	◎	◎	◎	◎
Remote Control	◎	◎	◎	◎	◎	◎
Snatch Block	◎	◎	◎	◎	◎	◎

● Means as a standard accessory / ◎ Means as an option accessory